

Titan Double Rectangle Cone

Technical Datasheet

DOXIS
LIGHTING FACTORY



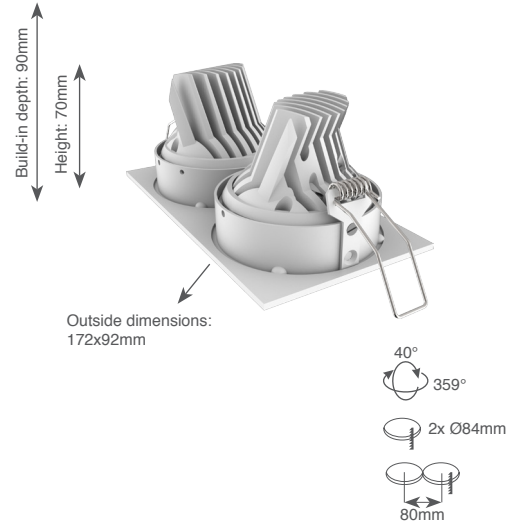
General specs	
Type	Recessed Downlight
Material	Aluminium
Lamp Type	2x LED COB
Lamp Orientation	Cardanic / Gimble
Light Orientation	Down
Dimmable	Yes
Cooling	Passive
Energy Class	A+

IP20 **960°C** LED



Features:


High efficiency LED Downlight, equipped with 2 Bridgelux chip-on-board LEDs.
Aluminium die-casted, compact design with a tilt of 40° for each LED.
High Quality components.
Standard supplied with Matt White Texture Powdercoating



Titan Double Rect.	Lightsource	Light output	LED efficacy	Power consumption	Power supply	Beam angle	CRI	CCT	Colour consist.	Life L70B50	
Art. nr.		lm	lm/W	W / mA / V		°	Ra	K	SDCM	Hrs	
Cone	1100.90.2700.28.xx	(2x) Bridgelux COB LED (incl.)	(2x) 910	98	(2x) 9.3W / 350mA / 26.5V	Driver(s) (not incl.)	28	90	2700	3	50000
	1100.90.3000.28.xx	(2x) Bridgelux COB LED (incl.)	(2x) 950	102	(2x) 9.3W / 350mA / 26.5V	Driver(s) (not incl.)	28	90	3000	3	50000
	1100.90.2700.40.xx	(2x) Bridgelux COB LED (incl.)	(2x) 910	98	(2x) 9.3W / 350mA / 26.5V	Driver(s) (not incl.)	40	90	2700	3	50000
	1100.90.3000.40.xx	(2x) Bridgelux COB LED (incl.)	(2x) 950	102	(2x) 9.3W / 350mA / 26.5V	Driver(s) (not incl.)	40	90	3000	3	50000

Available colors: 0000.00.0000.00.xx
Other RAL colors on request!!

Forward voltage: 23.4V (min.) - 26.5V(typ.) - 29.4V(max.) (values at Tc=85°)




Options

Type	Art nr.	Dimensions LxBxH (mm)	Nr. of LEDs*	Info
Drivers	Driver "Mono 350" non dim. ⁽¹⁾	490.24.20	115x34x19	1 Non dimmable LED Driver
	Driver "Mono" 1-10V/Push dim. ⁽¹⁾	490.25.20	108x52x22	1 1-10V & Push dimmable LED Driver
	Driver "Mono" DALI dim. ⁽¹⁾	490.26.20	108x52x22	1 DALI dimmable LED Driver
	Driver "Mono 350" mains dim. ⁽¹⁾	490.27.20	108x52x22	1 Dimmable LED Driver compatible with trailing-edge & leading-edge dimmers (phase cut-off)
	Driver "Duo" non dim. ⁽²⁾	490.24.40	124x79x22	2 Non dimmable LED Driver
	Driver "Duo" 1-10V/Push/DALI dim. ⁽²⁾	490.26.40	124x79x22	2 One LED driver with connections for 1-10V dim., Push dim. & DALI dim.
	Driver "Trio/Quattro" Universal ⁽²⁾	490.24.80	124x79x22	3/4 One LED driver with connections for non dim., 1-10V dim., Push dim. & DALI dim.
Emergency lighting	Emergency Lighting 1Hr	1000.00.01	Module: 166x46x34 Battery: 135x45x23	Emergency Lighting 1Hr (battery incl., LED driver not incl.) Class II protected, LED indicator, rechargeable high temperature Ni-Cd batteries
	Emergency Lighting 3Hrs	1000.00.03	Module: 166x46x34 Battery: 198x65x33	Emergency Lighting 3Hrs (battery incl., LED driver not incl.) Class II protected, LED indicator, rechargeable high temperature Ni-Cd batteries
LED	Custom LED Possibilities	-	-	Other LED possibilities on request.

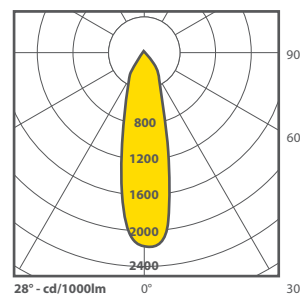
⁽¹⁾ When opting for "Mono" drivers, each LED in this luminaire needs to be connected individually to a single driver.

⁽²⁾ When opting for "Duo" or "Trio/Quattro" drivers, all LEDs in this luminaire can be connected in series to the same driver.

Titan with "Cone" frontring:



Photometric diagram 28° reflector:



Photometric diagram 40° reflector:

